



The Ultimate in Performance

### Corporate Profile

#### Investor Overview

QLogic is a global leader and technology innovator in high performance networking, delivering adapters, switches, routers and ASICs that power today's data, storage and server networks for leading Global 2000 corporations. The company delivers a broad range and diverse portfolio of networking products that include Converged Network Adapters for the emerging Fibre Channel over Ethernet (FCoE) market, Ethernet adapters, Fibre Channel adapters and switches and iSCSI adapters and routers. QLogic products are powering solutions from today's leading technology providers such as Cisco, Dell, EMC, HP, IBM, NetApp and Oracle, and are delivered to small-to-medium sized businesses and large enterprises globally through a comprehensive network of channel partners.

#### The Basics

Fiscal Year End: March  
NASDAQ Trading Symbol: QLGC  
Headquarters: Aliso Viejo, CA, USA  
Incorporated: Delaware  
Independent Auditors: KPMG LLP  
Company Profile: [www.qlogic.com](http://www.qlogic.com)

#### Contacts

##### Investor Contact:

Jean Hu  
QLogic Corporation  
Phone: 949-389-7579  
[jean.hu@qlogic.com](mailto:jean.hu@qlogic.com)

##### Media Contact:


Steve Sturgeon  
QLogic Corporation  
Phone: 858-472-5669  
[steve.sturgeon@qlogic.com](mailto:steve.sturgeon@qlogic.com)

##### Transfer Agent:

Computershare Investor  
Services  
800-962-4284  
[www.computershare.com](http://www.computershare.com)

### Stock Performance

QLGC (Common Stock)	
Exchange	NASDAQ (US Dollar)
Price	\$56.19
Change (%)	▼ 0.23 (0.41%)
Volume	4,863,056
52 Week Low	\$35.90
Market Cap	\$0
Rolling EPS	-0.15
PE Ratio	N/A
Shares Outstanding	0
Data as of Sep 16, 2016 4:00 p.m. ET	



#### Events

There are currently no events scheduled.

#### Analyst Coverage

Barclays  
BMO Capital Markets-US  
D.A. Davidson

#### Recent Headlines

Date	Title

08/15/16	<a href="#">QLogic Demonstrates Array of NVM Express over Fabrics Technologies, Delivering Reduced Latency and CPU Utilization for Flash-based Storage at IDF 2016</a>
08/08/16	<a href="#">QLogic Extends Leadership Role in Further Accelerating Adoption of NVM Express over Fabrics for Fibre Channel and Ethernet</a>
07/26/16	<a href="#">QLogic Reports First Quarter Results for Fiscal 2017</a>
06/21/16	<a href="#">QLogic Extends Gen 6 32Gb Fibre Channel Market Leadership and Industry Adoption</a>

Morgan Stanley

Stifel Nicolaus & Company, Inc.

Summit Research Partners





#### Analyst Estimates / Ratings

Mean Recommendation:

Sell                      Strong Buy

EPS Trend				
		Current	30 Days Ago	90 Days Ago
QTR				
QTR				
QTR				
QTR				
FY				
FY				

#### SEC Filings

Filing Date	Form	
Feb 13, 2017	<a href="#">SC 13G/A</a>	
Feb 10, 2017	<a href="#">SC 13G/A</a>	
Feb 9, 2017	<a href="#">SC 13G/A</a>	
Aug 26, 2016	<a href="#">15-12G</a>	

This Investor Fact Sheet was designed to provide a summary overview of QLogic. In addition to historical information, this Fact Sheet may also include forward-looking statements regarding future events or the future performance of the company. Actual events or results could differ materially. We refer you to the documents the company files from time to time with the Securities and Exchange Commission, including the company's most recent Forms 10-K and 10-Q. These documents identify important information and risk factors that could cause actual events or results to differ materially from those contained in any forward-looking statements.

## Ownership Summary

Shareholders				
	Holders	Value (\$MM)	% O/S	Shares
Institution	9	9.92	0.0	762,632
Mutual Fund	27	14.10	0.0	1,015,239
Insider *	0	.00	0.0	0

\*Insider values reflect direct beneficial ownership.

Top Holders				
	Shares Held	% O/S	Share Change	Filing Date
Société Générale Private Banking	448,474	0.0	448,474	Jun 30, 2016
Westerly Capital Management LLC	157,120	0.0	157,120	Sep 30, 2015
Green Arrow Capital Management LLC	41,785	0.0	41,785	Sep 30, 2015
HANSAINVEST Hanseatische Investment GmbH	33,000	0.0	6,000	Aug 31, 2015
Cadence Capital Management, LLC	28,268	0.0	0	Dec 31, 2015
Tendercapital Limited	28,000	0.0	5,000	Jul 31, 2015
KBC Fund Management Limited	22,514	0.0	20,853	Feb 29, 2016
Penn Mutual Asset Management, LLC	3,200	0.0	0	Apr 30, 2016
KBC Asset Management N.V.	271	0.0	271	Feb 29, 2016

Powered By **EDGAR**Online

Replication or redistribution of EDGAR Online, Inc. content is expressly prohibited without the prior written consent of EDGAR Online, Inc. EDGAR Online, Inc. shall not be liable for any errors or delays in the content, or for any actions taken in reliance thereon.

Minimum 20 minutes delayed